

# Aduro

STAYING BEAUTIFUL



MANUAL ADURO

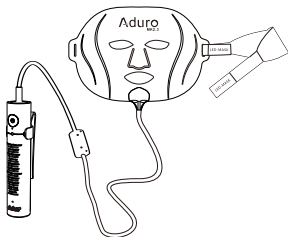
## Aduro Facial Mask

## Package contents:

Aduro facial mask  
Adjustable Aduro strap  
Power cord (USB) with plug  
Manual  
Guarantee card



Aduro Single Models



Aduro 7+1

## What is the Aduro facial mask used for?

Aduro facial masks are designed to help combat imperfections of the skin, providing a new way of using cosmetics with the combination of light therapy. Light therapy enhances the absorption of cosmetics by the skin.

### Aduro Single Red

Aduro Single Red is designed to combat signs of ageing, such as wrinkles and fine lines, through the use of red light technology.

### Aduro Single Blue

Aduro Single Blue Red is designed to combat acne, helping speed up recovery and healing time of acne breakouts, through the use of blue light technology.

### Aduro 7+1

Aduro 7+1 Red is designed to treat 7 imperfections of the skin, with added infrared light technology, boosting and amplifying anti-ageing treatments.

## Contraindications

The Aduro facial mask is not to be used on suspected skin problems or cancerous lesions. Using Aduro as a treatment for such problems is not advised. We recommend that you seek medical advice if ever in doubt.

## Warnings

Stop using the Aduro facial mask if you encounter any prolonged skin redness or discomfort that lasts for more than 2 hours. If a problem occurs for more than 2 hours you might be light sensitive, or have another condition. We recommend you consult with a medical professional for advice.

- **Do not use if you** are a sufferer of recent migraines.
- **Do not use if you** have a history of seizures triggers by light.
- **Do not apply** the Aduro facial mask to the thyroid gland in the neck area, as it may stimulate growth.

## Light sensitivity test

**Follow the instructions below to discover if you are light sensitive:**

- Power on the Aduro facial mask (see instructions).
- Apply the Aduro facial mask to the facial area, making sure the light is shining onto the skin – and wear for 5 minutes.
- Wait for 24 hours. If you experience pain or discomfort, or redness that lasts for more than 2 hours you might be light sensitive. Please consult a doctor for advice.



## Warning: Please follow the below instructions to avoid risk of electric shock.

- **Always** attach USB port to the plug adaptor first, before plugging into the mains electricity supply.
- **Do not store the Aduro facial mask** where it can fall or be pulled into water or liquid, if the device falls into water or liquid unplug immediately.
- **Aduro facial masks** that have been submerged in water may no longer work and could be broken.
- **Do not use the Aduro facial mask** while in the bath or in the shower.
- **Keep the cord away** from heated surfaces.
- **Do not use the Aduro facial mask** if it has been damaged or appears to have a damaged cord or plug. Please return to your closest Aduro sell or service area for repair and inspection.
- **Do not tamper** or attempt to disassemble the Aduro facial mask as this may cause damage to the unit.
- **Do not let unsupervised** children use the Aduro facial mask.
- **If the device begins to overheat**, turn off immediately.
- **Keep away** from flammable liquids and aerosol products or where oxygen is being administered.

## Precautions

Stop using the Aduro facial mask if you experience any adverse effects, or have a concern regarding the Aduro facial mask. Consult medical advice, as you may be light sensitive.

- **Use the Aduro facial mask** for its intended purpose only as described in the manual.
- **Do not use the Aduro facial mask** with eyes open and do not look directly into the light source, while in operation.
- **Do not use the Aduro facial mask** if you have increased sensitivity to light.  
**Do not use the Aduro facial mask** if you are having treatment or taking drugs that are known to increase sensitivity to light.
- **Do not use the Aduro facial mask** if you are currently using systemic steroids or topical, or NSAIDs for pain or skin conditions. This may result in a photosensitive reaction from the Aduro facial mask.
- **Do not use the Aduro facial mask** near or over a steroid injection that has been received in the past 6 months. This may result in a photosensitive reaction from the Aduro facial mask.
- **Do not use the Aduro facial mask** where other devices which intentionally radiate electromagnetic fields and energy in an unshielded manner. Medical electrical equipment can be affected by portable or mobile radio frequency communication equipment.
- **Do not scratch**, damage or otherwise tamper with the light-emitting surface.
- **Do not shine** the light source into your or someone else's eyes.
- **Failure to use** the Aduro facial mask within the accordance's listed in this manual will invalidate the warranty.
- **Read all Instructions** prior to using this device.
- **Inspect** the Aduro facial mask before use, in case of damage.
- **Transport** and store the Aduro facial mask in a manner listed in this manual.

## Risks and Likelihood

| Possible hazard                                | Likelihood           | Effects   |
|--|----------------------|---|
| Electrical problems                            | Very unlikely        | Small shock <5volt DC                                   |
| Overheating                                    | Not likely           | Heating sensation, discomfort                           |
| Not enough power to the device                 | Not likely           | Device may not turn on, or have low brightness          |
| Improper maintenance                           | Not likely           | Lack of product efficiency                              |
| Accidently shine light in eyes                 | May occur            | Discomfort and possible headache from prolonged shining |
| Photosensitive skin reaction                   | May occur            | May cause skin redness                                  |
| Photosensitive skin reaction due to medication | Not likely           | May cause skin redness                                  |
| Over use of the device, per day                | May occur            | May result in an ineffective treatment                  |
| Device applied to the neck area                | Not likely to happen | May stimulate thyroid and disease growth                |

There may be other known risks, which may occur that we have not been able to identify, we recommend reading thoroughly through this user manual to avoid possible risks. Consult a health professional if in doubt of any problems occurring when using this Aduro facial mask.

## Benefits

| Benefits                             | Likelihood | Effects  |
|--------------------------------------|------------|--|
| Reduction of wrinkles and fine lines | Frequent   | Improved skin texture and hydration, with reduction in wrinkles and fine lines                       |
| Reduction of acne                    | Frequent   | Improved recovery time and swelling of acne lesions  |
| Improve skin complexion              | Frequent   | Help improve skin imbalances and evens skin tones  |
| Reduce redness                       | Frequent   | Helps reduce redness from over exposure to UV and helps rosacea                                      |
| Soothing                             | Frequent   | Helps soothe the skin and fortifies cosmetics  |
| Skin Booster                         | Frequent   | Penetrates deeper into the skin for a boosted and amplified treatment                                |
| Pain Blocker                         | Frequent   | Blue and infrared helps to stimulate NO2 production to help block pain signals for pain relief       |
| Quick fix                            | Frequent   | Pulsing of modes with Wrinkle Reducer, Revitalization and Skin Booster. For a quick anti-ageing lift |

## The science of light therapy

The skin has a wonderful ability absorb light energy, the skin utilizes this energy to kick-start the cells into producing more cellular fuel (ATP), boosting their performance and allowing them to do what they do naturally, but at an enhanced rate.

Super-charged cells from exposure to light therapy use this energy to prompt skin fibroblasts to produce increased collagen, elastin proteins and stimulate the body's natural healing and rejuvenating processes.

Light therapy is recognized medically and also proven clinically, and offers many therapeutic benefits that are safe, non-invasive and chemical free.



**Single Red**



**Single Blue**



**Aduro 7+1**

# Modes and treatments

## Wrinkle Reducer

**Anti-ageing** -Combats wrinkles and increases collagen production.

**Models:** Single Red / Aduro 7+1

## Acne Buster

**Anti-acne** -Fights acne-causing bacteria and reduces acne.

**Models:** Single Blue / Aduro 7+1

## Skin Balancer

**Evens skin tones** -Helps even skin complexion for naturally beautiful skin.

**Models:** Aduro 7+1

## Red Away

**Reduce Redness** -Helps alleviate Inflammation, sunburns and rosacea.

**Models:** Aduro 7+1

## Radiant Skin

**Revitalization** -Promotes a brighter glow for more radiant skin and helps relieve rosacea.

**Models:** Aduro 7+1

## Skin Soother

**Soothing** -Helps in the support in reducing the size of swollen capillaries.

**Models:** Aduro 7+1

## Cell Rejuvenator

**Cell rejuvenation** -Promotes healthy cells and regeneration.

**Models:** Aduro 7+1

## Skin Booster (INFRARED)

Skin Booster – Penetrates deeper into the skin for a boosted and amplified treatment.

**Models:** Aduro 7+1

## Pain Blocker (BLUE AND INFRARED)

Blue and Infrared produces NO2 to block pain signals.

**Models:** Aduro 7+1

## Quick fix (RED / ORANGE / INFRARED)

Pulsing of modes with Wrinkle Reducer, Revitalization and Skin Booster. For a quick anti-ageing lift.

**Models:** Aduro 7+1

## Day Dose (RED/BLUE/GREEN/ORANGE/CYAN/PURPLE/YELLOW)

Combines 7 colors with all benefits, but without UV.

**Models:** Aduro 7+1

ANTI-AGEING

ANTI-ACNE

EVENS SKIN TONES

REDUCE REDNESS

REVITALIZATION

SOOTHING

CELL REJUVENATION

SKIN BOOSTER

## How to use

The Aduro facial mask is a unique and user-friendly device for treating imperfections of the skin.

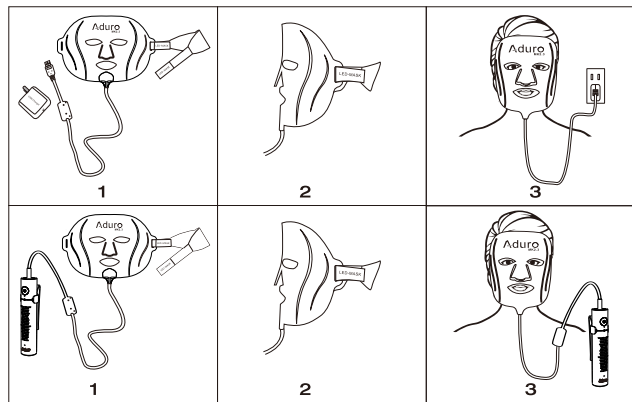
To power up the Aduro Single models:

Plug into either a USB device or into the mains outlet.

To power up the Aduro 7+1:

Plug the Aduro 7+1 into either a USB device or into the mains outlet if not charged.

When fully charged the mask can be used mobile approximately 4 times.



### Aduro Single models

The Aduro Single model automatically turns on once plugged into either a USB device or into the mains outlet. Keep up track of the 20 minutes treatment, because there is no built-in timer.

### Aduro 7+1 models

Plug the Aduro 7+1 into either a USB device or into the mains outlet if not charged. The mask is then ready for use. To turn the Aduro 7+1 on, push the on/off button on the controller, push again to turn off. All eleven treatments are timed to shut down after 20 minutes use.

*Please note: while switching colors during a treatment, the timer will again start at 20 minutes*

*The Aduro facial mask is designed to be used for maximum of 20 minutes daily. Over treating is not advised, as the treatment will be ineffective.*



### **Step 1:**

Before starting the treatment, thoroughly cleanse your skin, remove all make-up and any cosmetics that contain chemical, acidic or reflective components which may affect light output and provide a decreased or in-effective treatment. Cosmetics that do not contain this, are recommended to be used during or after treatment for the best possible results.

### **Step 2:**

Use the Aduro facial straps and feed them through the inlet holes located at the sides of the mask, making sure the velcro can be stuck to the back of the straps.

### **Step 3:**

You are now ready for an Aduro treatment. Put on the facial mask with the light diodes shining onto the skin. Adjust the straps to secure the Aduro facial mask to the facial area and set to the desired position.

### **Step 4:**

Selectable modes are chosen via the controller. Simply push the mode button to cycle through the modes, for the desired treatment(Aduro 7+1).

### **Step 5:**

Turn on the mask and start your full facial rejuvenation experience. Keep the mask on for a total of up to 20 minutes and remove.

### **What to expect during an Aduro treatment**

Users may feel a warm sensation on the skin, with increased hydration and plumping of the skin from the first treatment.

#### **After 1 week of treatments:**

Most users will expect to notice an improvement in skin texture, with skin appearing more healthy and skin smoothness.

#### **After 2 week of treatments:**

A vast majority of users will expect to see an overall better condition of the skin, when comparing before the start of treatments.

#### **After 4 week of treatments:**

Many users will notice a greater improvement of the skin when compared with before treatments, with fine lines and wrinkles reduced, acne recovery and overall better healthier looking skin.

## Eye safety

Eye holes allow the user to see through the Aduro facial mask, though during a treatment closing of the eyes is recommended. Some people may find the light uncomfortable as it can be considered bright. Do not directly look into the light source.

## Cleaning instructions

The Aduro facial mask should be cleaned after each use. Though Aduro facial mask is splash water resistant, it should not be submerged in liquid.

## How to clean

Make sure the Aduro facial mask is unplugged and turned off. Then use a damp, soft cloth with a mild alcohol-free cleaning detergent to clean the facial area. Repeat until the Aduro facial mask is clean and then dry with a clean dry cloth.

Do not use alcohol or harsh chemicals or any acidic cleaning materials to clean the Aduro facial mask. This can damage the Aduro facial mask and effect efficiency.

## Traveling with Aduro

The Aduro facial mask is designed to be a perfect travel companion, with its lightweight and flexible design.

## Power adaptor supplied

Input: AC100 – 240V

Output: DC5V – 2.1A

Note: Only used indoors



## Troubleshooting

If in any event that the Aduro facial mask does not perform as intended, please ready the following information to help identify any problems.

The Aduro facial mask does not come on: Please check that the all plugs are inserted properly.

The Aduro facial mask seems to flicker: Please check that all the plugs are inserted properly.

The Aduro facial mask is hot: This is normal; the Aduro facial mask becomes hot during a treatment that is designed to open the pores of the skin. If the Aduro facial mask becomes too hot, please turn off and wait for it to cool down.

## Models:

Aduro Single Red

Aduro Single Blue

Aduro 7+1



## Disposal



This symbol indicates that batteries must not be disposed of in the domestic waste as they contain substances which can be damaging to the environment and health. Please dispose of batteries in designated collection points.

Aduro warrants this product from defect in material and workmanship for a period of 1 year from the date of purchase, except as mentioned below. This product warranty does not cover damage caused by misuse or abuse, accident, the attachment of any unauthorized or third party accessory, alteration to the product, or any other conditions that are beyond the control of Aduro. Light emitting diodes that are broken are not included in this warranty, unless the number of light emitting diodes broken exceeds more than 4 in total, as product efficiency may not be decreased. This warranty is to be only effect if the product is purchased and operated within the UK/EU and USA. This warranty will not cover any damage caused by the modification or adaption for it to be operated in any other country, other than the country for it was designed, manufactured approved and / or authorized. Aduro shall not be responsible for any type of incidental, consequential or special damages. To obtain warranty service of this produce, please return the product post-paid to your local service centre along with receipt of sales as proof of purchase. Please contact Aduro if you need any help with locating a service centre. Once the item has been received Aduro will repair or replace, as appropriate, then return your product to you, post-paid. Warranty is only valid through Aduro approved service centre's, and repairs or modifications by anyone other by Aduro or approves service centre's will void this warranty. This warranty does not affect your statutory rights.

## **Waste Electrical and Electronic Equipment (WEEE)**

This marking indicates that this product should not be disposed with other household wastes throughout the EU. To prevent possible harm to the environment or human health from uncontrolled waste disposal, recycle it responsibly to promote the sustainable reuse of material resources. To return your used device, please use the return and collection systems or contact the retailer where the product was purchased. They can take this product for environmental safe recycling.

## **Battery**

Nickel metal hydride (NiMH) battery, 3.7v, 2000mAh.

Please dispose of batteries in designated collection points.

## **Disclaimer**

Results and effects in general are temporary and cosmetic. A consistent regimen of product usage, together with proper diet and hydration and the use of cosmetics is recommended to achieve and maintain desired results.

Smoking and alcohol consumption are not recommended and may have limiting effects on results.

The Food and Drug Administration (FDA) have not evaluated these statements. The Aduro facial mask is not intended for use in the diagnosis of disease or other conditions or in the cure, mitigation, treatment or prevention of disease, nor are they intended to affect the structure or function of the body.

Actual results will vary according to skin type, amount of usage, genetic influences, diet, exercise, lifestyles, environment, etc.

All Aduro research is based on open source clinical studies on the efficiency of light and LED therapy, though we cannot guarantee results – clinical studies show that light therapy is an effective treatment of a number of skin imperfections.

## **Company**

**Aduro Equipment Co, LTD.**

## **Chinese Office**

Address: Building A, NO.40, Fuxin Street, Huaide Community, Bao'an District Shenzhen, China.

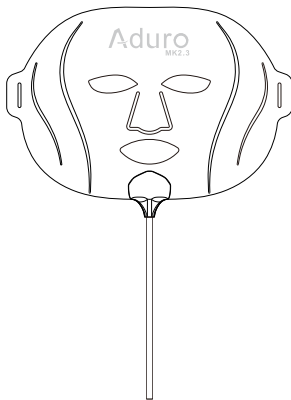
## **Hong Kong Office**

Address: Flat F, 3/F., Hung Wai Industrial Building, 3 Hi Yip Street, Yuen Long, Hong Kong.

## **Support**

Email: [info@led-mask.com](mailto:info@led-mask.com)

Telephone: +86 0755 82129361



**Aduro Facial Mask**